


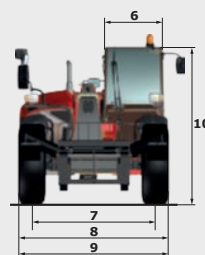
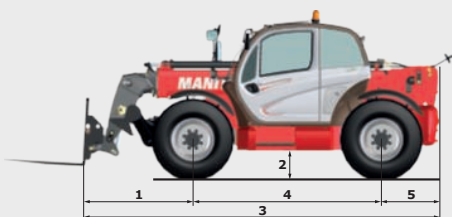
MT1135

TECHNICAL DATA SHEET



MT1135

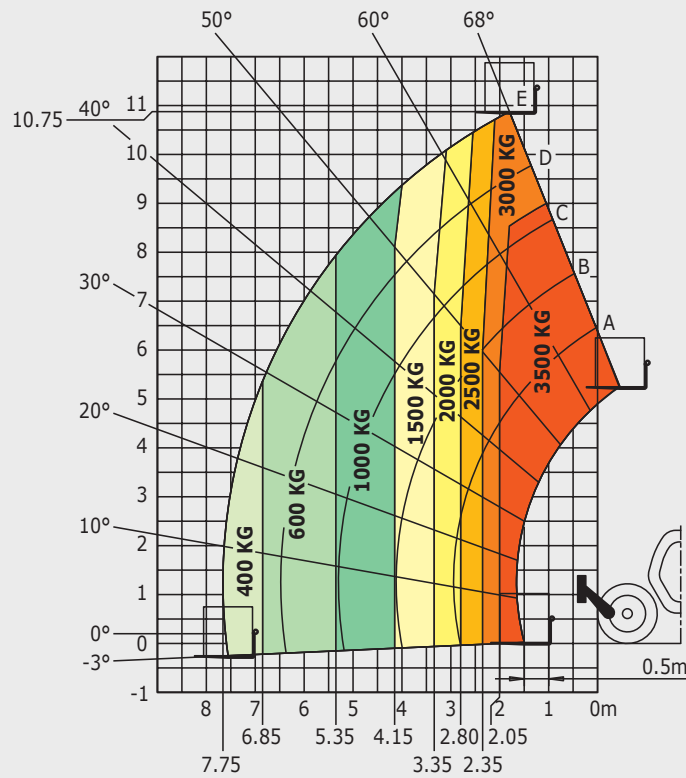
	MT 1135	MT 1135 H	MT 1135 HA
Lifting			
Max. capacity		3500 kg	
Max. lifting height		11.05 m	
Max. outreach		7.75 m	
Break-out force with bucket		6305 daN	
Unladen time			
Lifting		8.5 secs	
Lowering		7.0 secs	
Extension		13.0 secs	
Retraction		9.0 secs	
Crowd		3.0 secs	
Dump		3.0 secs	
Tyres		400/80-24	
Braking			
Service brake	Oil immersed multi-disc braking on front/rear axles		
Parking brake	Automatic Negative Handbrake		
Engine			
	PERKINS - STAGE 3B		
Type	854E-34TA		
Cubic capacity	3400 cm ³		
Power	102 HP/75 kW		
Max. torque	420 Nm - 1400 rpm		
Injection	direct		
Cooling	water		
Laden drawbar pull	9150 daN		7150 daN
	torque converter 4 wheel drive		hydrostatic 4 wheel drive
Transmission			
Reversing shift	electrohydraulic control		
Number of gears (forward/reverse)	4/4		3/2
Max. travel speed (may vary according to applicable regulations)	26 km/h		25 km/h
Steering mode	4 wheel steer - 3 Steering Modes		
			
Controls			
	JSM® Joystick multi - function Load Limiter Cut off system - EN15000 Norm		
Hydraulics			
Pump	gear type with priority valve 125 l/min - 270 bar		
Capacities			
Hydraulic oil	175 l		
Fuel	120 l		
Unladen weight (with forks)	8800 kg		8900 kg
Dimensions			
1. Front wheel centre to carriage	1.60 m		
2. Ground clearance	0.41 m		
3. Overall length to carriage	5.37 m		
4. Wheelbase	2.88 m		
5. Rear wheel centre to rear face	0.89 m		
6. Overall width of cab	0.88 m		
7. Inside tyre width	1.87 m		
8. Overall width	2.28 m		
9. Overall width (stabilizers lowered)	2.28 m		
10. Overall height	2.42 m		
Standard forks (length x width x thickness)	1200 x 125 x 45 mm		
Turning radius (over tyres)	3.85 m		
Frame levelling	+/- 10°		
Carriage rotation (crowd/dump)	16°/110°		
Noise and vibration			
Noise at driving position (LpA)	82 dB		
Environmental noise (LwA)	106 dB		
Vibration to whole hand/arm	<2.5 m/s ²		
Vibration on driver's body	2 m/s ²		



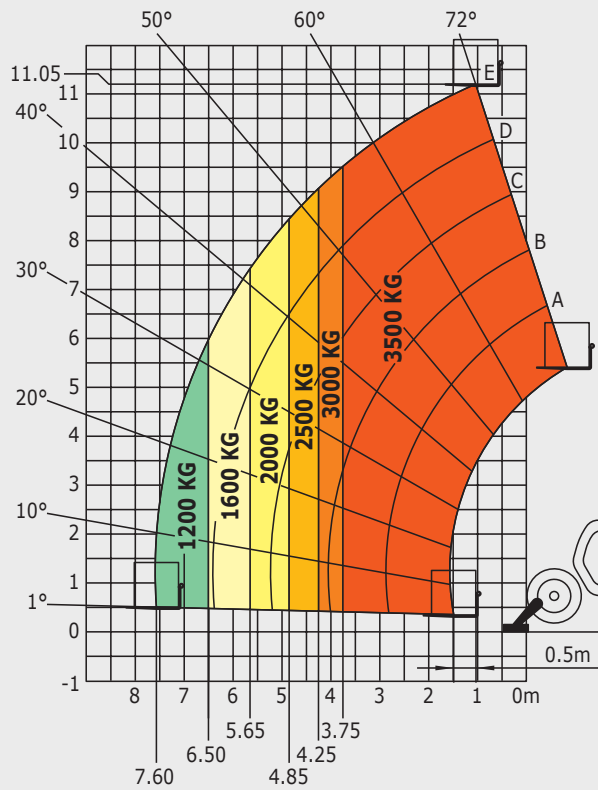
MT1135

Rough terrain load chart standard EN1459 annex B

Machine on tyres with forks



Machine on stabilizers with forks



This brochure describes versions and configuration options for Manitou products which may be fitted with different equipment. The equipment described in this brochure may be standard, optional or not available depending on version. Manitou reserves the right to change the specifications shown and described at any time and without prior warning. The manufacturer is not liable for the specifications given. For more information, contact your Manitou dealer. Non-contractual document. Product descriptions may differ from actual products. List of specifications is not comprehensive. The logos and visual identity of the company are the property of Manitou and may not be used without authorisation. All rights reserved. The photos and diagrams contained in this brochure are provided for information only.

MANITOU BF SA - Limited company with board of directors - Share capital: 39,547,824 euros - 857 802 508 RCS Nantes



Your nearest **MANITOU** dealer:



Head office:
B.P. 249 - 430 rue de l'Aubinière - 44158 Ancenis Cedex - France
Tel: 00 33 (0)2 40 09 10 11 - Fax: 00 33 (0)2 40 09 10 97
www.manitou.com